

DATA ~~X~~ isn't a Four-letter Word


Dr. Sarah L. Lee

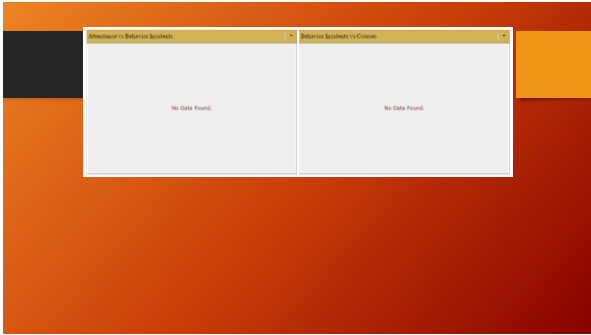
Today's Session

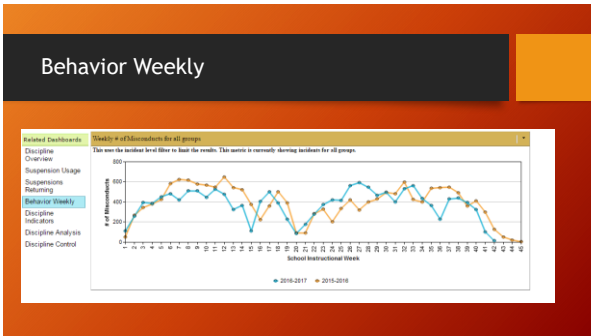
- Review ideas for refining data collection tools
- Review different collections of school level data
- Explore sources for ready available data for making decisions regarding PBIS implementation

Setting schoolwide expectations

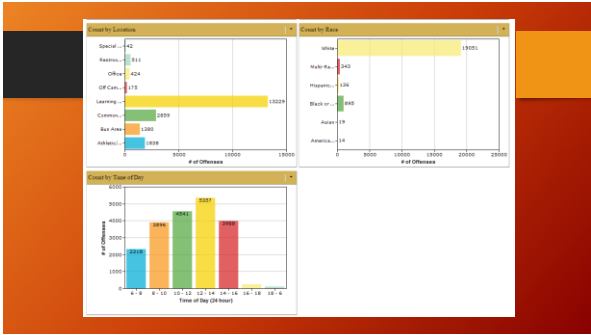
- WEIS
 - Wow
 - Zoom
 - CSV Download
- School Culture Survey
- School Climate Survey
- Parent Satisfaction Survey











Digging Deeper

Zoom With Data

Table: # of Offenses by Time

Time	0-4	5-8	9-12	13-16	17-18	19-24
White	46	59	81	81	61	21
Multi-Race	10	10	10	10	10	10
Hispanic	10	10	10	10	10	10
Black or A.	10	10	10	10	10	10
Asian	10	10	10	10	10	10
Arabic	10	10	10	10	10	10
Other	10	10	10	10	10	10
Unk	10	10	10	10	10	10
Female	10	10	10	10	10	10
Male	10	10	10	10	10	10
Unk	10	10	10	10	10	10

Line Graph: # of Offenses vs Time of Day

The graph shows a peak in offenses during the 13-16 hour period, with a significant decrease in the 19-24 hour period.
