


WE ARE... **MARSHALL**

PBIS: HOW TO USE ACKNOWLEDGEMENTS, REWARDS, & INCENTIVES FOR DISTANCE LEARNING




West Virginia
Behavior/Mental Health
Technical Assistance Center

1

WE ARE... **MARSHALL**

Take Away



Participants will leave with:

- An understanding on how to acknowledge positive behavior through distant learning
- An understanding of how to implement rewards and incentives in conjunction with your Matrix
- How to set boundaries and provide consequences through distant learning
- Examples of acknowledgement and reward systems using your PBIS Matrix

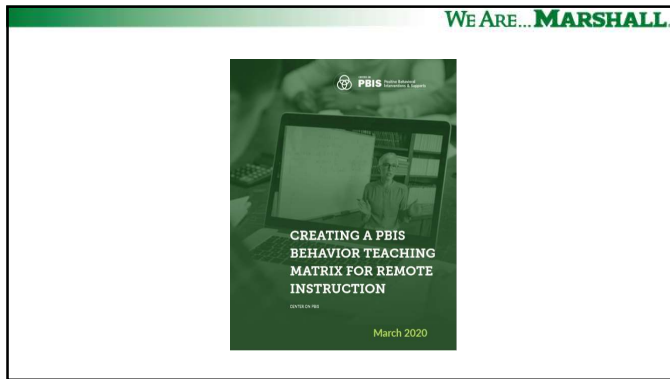
2

WE ARE... **MARSHALL**

Credits

- PBIS Rewards
<https://www.pbisrewards.com/>
- Florida PBIS Project
<http://flpbis.cbcs.usf.edu/>
- Center on Positive Behavior Interventions & Supports
www.pbis.org

3



4

Example Remote Learning Matrix - Elementary				
We are...	Entering Class	Teacher-led Whole Group Instruction	One-on-One Instruction	Small-Group Activities (Breakout Rooms)
Safe	<ul style="list-style-type: none"> Choose a distraction-free space Use equipment as intended Use kind words and faces 	<ul style="list-style-type: none"> Ask in chat if you need help Use kind words and faces 	<ul style="list-style-type: none"> Use kind words and faces 	<ul style="list-style-type: none"> Use "top-leave-talk" when you hear disrespect Encourage others to participate Use kind words and faces
Respectful	<ul style="list-style-type: none"> Video on at all times Audio off Use chat with classmates for first 5 minutes 	<ul style="list-style-type: none"> Video on at all times Audio off Answer questions in chat box on cue Answer polls promptly 	<ul style="list-style-type: none"> Video on at all times Audio on Listen attentively Answer questions out loud on cue 	<ul style="list-style-type: none"> Video on at all times Audio on One speaker at a time: wait or use chat to respond when others are talking Respect others' cultures, opinions, and viewpoints
Responsible	<ul style="list-style-type: none"> Be on time and ready to learn Start class charged or plugged in Have materials ready 	<ul style="list-style-type: none"> Ask questions (voice or chat) when you have them Be present - avoid multitasking 	<ul style="list-style-type: none"> Ask questions out loud when you have them Try your best Be present - avoid multitasking 	<ul style="list-style-type: none"> Encourage each other to stay on topic Complete the work together Use "Ask for Help" button if you have questions Be present - avoid multitasking


5

Acknowledge & Reward

When we see or hear the expected behavior, let's acknowledge & reward to increase the likelihood of continued positive behavior within our online platform.

Incentive


Let's find fun ways to motivate students and continue building classroom community, even when you're not face to face.



6

FIRST THINGS FIRST

Acknowledgements and feedback systems only work when they are part of the whole system.



7

WHAT ARE REWARDS, ACKNOWLEDGEMENTS, AND REINFORCERS?

8

Reward	Acknowledgements	Reinforcement
<ul style="list-style-type: none"> • a thing given in recognition of one's service, effort, or achievement. • make a gift of something to (someone) in recognition of their services, efforts, or achievements 	<ul style="list-style-type: none"> • accept or admit the existence or truth of • of a body of opinion; recognize the fact or importance or quality of. • express or display gratitude for or appreciation 	<ul style="list-style-type: none"> • The action or process of reinforcing or strengthening • The process of encouraging or establishing a belief or pattern of behavior especially by encouragement or reward

9

WE ARE... MARSHALL


IT'S NOT JUST FOR KIDS

- As an adult, what was the last thing you were acknowledged for?
- Did it work? Will you be back?

10

WE ARE... MARSHALL

WE ARE ACKNOWLEDGED AS ADULTS



11

WE ARE... MARSHALL

Why Acknowledge?

- To actively teach students what behaviors are expected of them
- To increase the likelihood students will engage in appropriate behavior
- To increase the opportunities to **build** and maintain positive adult-student **relationships**
- To encourage students to demonstrate positive social-emotional skills and behaviors
- To create a positive school climate and culture (virtually)
- To counteract negative peer influence
- To provide students feedback on how well they are following the expectations

12

Research indicates that you can improve behavior by 80% just by pointing out what someone is doing correctly.

Laura Riffle

13

WHAT YOU FEED, GROWS!

- Belief drives practice
- Identify what you want to grow (school wide expectations, certain behaviors, etc)
- Provide specific positive feedback for it
- Watch it grow
- Example: When you compliment a kid and suddenly all 20 kids what you to see them doing it.



14

WE'RE NOT IN THE BUSINESS OF "TRAIN AND HOPE"

- What is the target behavior I want to see disappear?
- Think in terms of individual, class, school.
- What behavior would I like instead?
- How can I get from point A to point B, what things do I need to teach?
- Then...wait for it and reinforce, reinforce, reinforce.

15

Acknowledging

Yes! You can use acknowledgements systems even when they're in a virtual classroom environment!

- Remember to refer to your **matrix**
- Provide **behavior specific praise** both verbally and in the chat feature (see if your software will let you add stickers or emojis to your praise).
- Use polling software or other tools to **increase opportunities to respond**.

16

Greeting them



Try greeting your students positively when they log in, just as you would when they walk through the classroom door. Greet them by name & share a positive comment

17

Other Ideas to Acknowledge with Points and Comments When Students:

- Being on time for video lesson
- Participating in online discussions and/or working cooperatively with others online
- Completing and submitting digital learning activities on time
- Completing an activity or project that was not assigned
- Complete assignments before deadline
- Participate in photo or cooking challenges
- Complete an online visit to a museum or zoo
- Participate in a *Spirit Day* activity (check out our Spirit Week on Twitter), i.e.:
 - Elementary: Monday – wear pajamas, Tuesday – crazy hair, Wednesday – crazy socks, Thursday – dress like your teacher, Friday – hat day
 - Secondary: Monday – wear pajamas, Tuesday – wear school colors, Wednesday – crazy socks, Thursday – college gear, Friday – hat day

18

Rewards & Incentives

- Be creative & have fun!
- Make a digital version of the coupons you already use.
- Teacher Pay Teachers –Digital Learning Coupons (\$4.00)
- Snail Mail, Skip Pass, Show & Tell, Meet My Family Video, etc
- Each child could have a goal and earn a reward for reaching their individual goal
- You could have a class goal ("When we earn 50 points, we will...")
- You could offer a "menu" of rewards, some big, some small, that children can "buy" with points that they earn
- You could do a lottery-style drawing in which more entries = more chances to win

Let's Look at Some Real-Life Examples!

19

TEACHER REWARD GUIDE individual rewards

Reward	Description
Would You Rather Question	Give students a fun Would You Rather question, let them record a video response to share with classmates.
Meet My Family Video	Let students record a short video of themselves introducing their family members to class.
Share a Joke	Let students record a video of themselves sharing their favorite joke with classmates.
Read Aloud	Students will record a video of themselves reading a picture book aloud to share with the class.
Show & Tell	Students will record a 2 minute video of them doing a skit or a Tell with an item from home.
Be the Teacher	Students can record a video of themselves teaching the class something - it could be academic or choose the activity.
Talent Show	Let students record a short video of themselves sharing a talent.
Snail Mail	Students receive a snail mail from you, their teacher, through and not.
Lunch with the Teacher	Set a date and time to have lunch together online.

Teaching with Briana Beverly
The Simple Classroom

UNLOCK THE REWARD

POINTS:	REWARD:
50	Would You Rather
100	Share a Joke
150	Show & Tell
200	Skip Pass
250	Talent Show
300	Game Day
350	Read Aloud

20

TEACHER REWARD GUIDE class rewards

Reward	Description
Directed Drawing	You can lead students in a directed drawing activity or find one on YouTube for your class to follow.
EDU GO Game	Set a date & time to meet live online and play a EDU GO game together.
Spirit Day	Students can wear school colors or gear and post a photo of themselves. You can also pick another theme - beach, camping, etc.
Virtual Field Trip	Find a fun virtual field trip online to let your students go together in together.
Compliment Chain	Students start a compliment chain of sharing a positive thing about the student who posted above them or record videos giving shout outs to classmates.
Skip Pass/Homework Pass	Students can select one assignment to "skip".
Crazy Hat Day/Crazy Hair Day	Students can take a photo of themselves with crazy hair or a hat and share it with the class.
Silly Teacher Video	The teacher will record and share a video of themselves doing something silly - a crazy dance, getting pied in the face, etc.

Teaching with Briana Beverly - Teachers Pay Teachers
The Simple Classroom

UNLOCK CLASS REWARDS

POINTS:	REWARD:
50	Crazy Hat Day
100	Compliment Chain
150	Spirit Day
200	Skip Pass
250	Virtual Field Trip
300	Game Day
350	Silly Teacher Video

21

WE ARE... MARSHALL

i-Ready REWARDS!

HOW IT WORKS:

1. Fill up your Math or Reading i-Ready card
(This means you have an even ten lessons passed, ex: 20, 30, 40, etc..)
2. Come back to this Group post and pick which reward you want.
3. Post to the discussion in this group - telling me you filled a card and what digital coupon you chose.
4. Follow directions on your digital card. If it is a video that I can share with the class, email it through Schoology or send to my email: jmurphy@k12.wv.us

Jaime Murphy – Norwood Elementary

22

WE ARE... MARSHALL

A LAYERED APPROACH

- Individual
- Classroom
- Grade Level
- School




23

WE ARE... MARSHALL

EXAMPLES:

- Posting Ticket Winners on Social Media
- Highlighting Students who are Working Hard on Social Media
- Updating Dojo Points to Match Current Environment
- Fun Friday Competitions – Baking/STEAM/Read-a-Book

24



25

WE ARE... MARSHALL

Responding to Problem Behavior

- Putting students on hold or sending them out of the room may be an option with your software. However, if you exclude a student, just as in real life, they may not return when you want them back.
- Consider the following alternatives to exclusionary discipline:
 - Correct behavior privately via a private chat message to the student.
 - Use the “praise around” strategy to acknowledge publicly those who are on track. Then, be ready to praise the student once they show expected behavior.
 - Remind students of incentives and rewards (points to be earned)
 - Use 1:1 or small group to re-teach expected behaviors & build stronger relationships
 - Try group contingencies like the Student/Teacher Game4, which is easily implemented online.

Center on PBIS

26

WE ARE... MARSHALL

Things to consider

- New Normal is completely abnormal
- Misbehavior as Stress Behavior
- Provide Preventative strategies - Even more with those students who may have already been demonstrating problem behavior within the classroom at school.
- Give grace & have patience! We are all in this together!

27

PLAN OF ACTION

- How will you teach this to your students?
- How will you share this with your staff?
- How will you share this with your parents?
- How can you ensure that it's being used across teachers?
- Share on Social Media!

28

Questions?

- Let's talk. Write in the chat any questions you might have.
- How else can we help you?

29

For more information please visit www.wvpbis.org

Upcoming Webinars

- Webinar #3 – April 21st – 11:00 am – 12:00 pm - Jen Everhart – PBIS Rewards and Acknowledgements in Distance Learning
- Webinar #4 – April 23rd – 11:00 am – 12:00 pm - Tiffany Hendershot -Trauma Informed Distance Learning: Supporting Vulnerable Students Remotely During COVID-19
- Webinar #5 – April 28th – 11:00 am – 12:00 pm - Teryl Jones - Self-Care During The Coronavirus Pandemic

30
